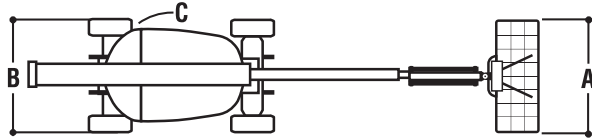
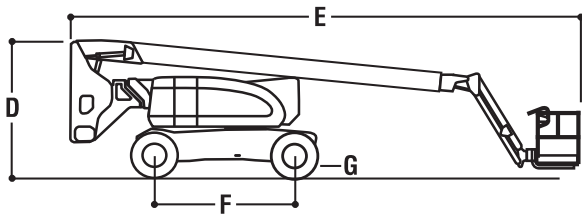
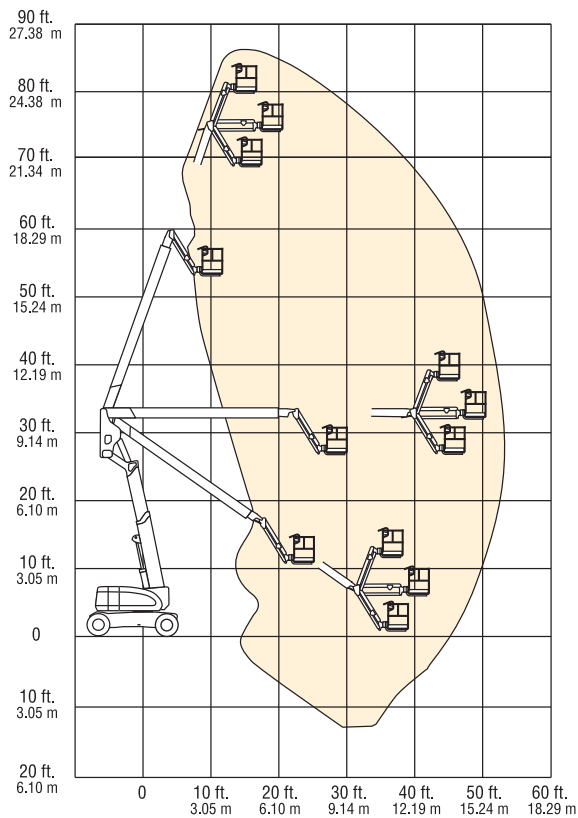


DIMENSIONAL DATA



A	Platform Size	0.91 m x 2.44 m
B	Overall Width	2.44 m
C	Tailswing	76 cm
D	Stowed Height	3.0 m
E	Stowed Length	11.12 m
F	Wheelbase	3.05 m
G	Ground Clearance	30 cm
	Gross Vehicle Weight	15,513 kg
	Max. Ground Bearing Pressure	76 psi (5.3 kg/cm ²)



REACH SPECIFICATIONS

Platform Height	80 ft. (24.38 m)
Horizontal Outreach	51 ft. 10 in. (15.8 m)
Up and Over Height	32 ft. 1 in. (9.78 m)
Swing	360 Degrees Continuous
Platform Capacity – Unrestricted	227 kg
Platform Rotator	180 Degrees Hydraulic
Jib (Range of Articulation)	130 Degrees (+70, -60)

CHASSIS

Drive Speed - 2WD/4WD	3.0 MPH (4.8 kph)
Gradeability - 2WD/4WD	30%/45%
Tires	
Type-2WD	Pneumatic 15 x 19.5
Type-4WD	Pneumatic 18 x 19.5
Turning Radius - Inside	
2WS	3.66 m
4WS	2.13 m
Turning Radius - Outside	
2WS	6.86 m
4WS	4.42 m

POWER SOURCE

Dual Fuel Engine, Ford LRG-425	82 hp (61 kW)
Diesel Engine, Deutz F4M1011F	65 hp (48 kW)
Fuel Tank Capacity	147.6 L
Hydraulic Reservoir	151.4 L
Auxiliary Power	12V DC

SHERRIN
Rentals
 AUSTRALIA WIDE
132 138

Email - info@sherrinrentals.com.au Web - www.sherrinrentals.com.au

80 Foot Knuckle Boom